

River Knits Classes – Fall 2017

*Payment reserves your space in the class. If you cannot attend the class, a full refund will be given if you notify us one week prior to the class start date. **No refunds or rain checks will be given after the one week cutoff.***

- *Materials for classes at River Knits must be purchased at River Knits so that we can remain in business to keep offering you more great classes!*
- *Classes may be cancelled at the instructor's discretion if minimum enrollment is not reached.*
- **Knitting Survival Kit** – *In addition to the specific materials required for your class, it is helpful to bring a “basic knitting kit” with you to most classes beyond Knit Basics. This kit should include a small pair of scissors, stitch markers, stitch holders, a crochet hook, a darning needle, pencil and “post-its”, and a tape measure. Having these basic supplies on hand before*

Beginning Sock Knitting

Wednesday, Sept 6, 13, 20, 27, 7-9 pm

Instructor: Heather Bernt

Cost: \$80

Come learn to knit socks! Socks are great projects—portable, just the right mix of challenge and relaxation, great gifts...I'm on a mission to fill the world with sock knitters.

Materials: 400 yards of SPORT WEIGHT yarn, set of 5 double pointed needles (size 1 if you are a loose knitter, size 2 if you are a tight/normal knitter), row counter, 12” length of scrap yarn in a color different from your sock yarn, pencil, tape measure, tapestry needle



Help Session

Saturday, September 9, 10am-12pm

Instructor: Heather Bernt

Cost: \$20

Want to learn a new skill but there isn't a class on the schedule for that skill? Do you have a project on the needles that is causing you stress? Need a little help understanding a pattern? Did you take Beginning Knitting and just need a little more support? Come to the Help Session!



Shawls

Tuesdays, September 12, 19, October 3; 7-9pm

Instructor: Amanda Gill


It's no secret: I love knitting and wearing shawls. And a quick look on Ravelry shows that 12 of the top 20 most popular patterns right now are shawls. From light and lacy to heavy and warm, there are shawls patterns available for every interest and skill level. In this class, I'll show you several types of shawls and how I wear them (samples will be on display at River Knits ahead of time!). Then, I'll walk you through the process of knitting your own! Not sure what you might want to knit? I'm happy to consult ahead of time! Just email me at gaeacreations1@gmail.com.

Materials: pattern of your choosing, yarn and needles as specified in pattern.


Cost: \$60




[Acadia in September](#)
by Astrid Schmidt-Nielsen
Astrid S-N Designs




[Find Your Fade](#)
by Andrea Mowry
Drea Renee Knits



[Free Your Fade](#)
by Andrea Mowry
Drea Renee Knits



[Amia](#)
by Jennifer Wood
Wood House Knits



[Ramble](#)
by Andrea Mowry
Knit Purl

Circles Yoke Pullover


Tuesdays, September 26, October 17, November 7 and 21; 7-9pm

Instructor: Amanda Gill

Stranded yoke sweaters, knit seamlessly from the bottom up, are traditional and lovely. This pattern updates the concept with a modern color pattern featuring circles along with a wide range of sizes. Don't like this pattern? Feel free to choose any stranded yoke pullover pattern. Classes are widely spaced to allow students plenty of time to complete homework.

Materials: Circles Yoke Pullover pattern (available on Ravelry via in-shop purchase at River Knits), yarn, needles, and other supplies as listed in pattern.


Cost: \$80



by [yarnbee](#)



by [ldh652](#)



by [shutterhoney](#)



by [jasministan](#)

Beginning Knitting

Saturday, October 14, 10am-12pm

Instructor: Heather Wenig

Cost: \$20

It's time you learned to knit...or finally convinced that friend to learn to knit. ☺ This class is for anyone who has ever looked at something a friend, family or coworker has made and thought "I wish I could make stuff like that." In this class, you will learn to cast on, to bind off, the knit stitch and the purl stitch.

Materials: 1 skein bulky yarn (lighter colors are better, and wool is easier to learn with than acrylic), size 10 ½ needles



Help Session

Saturday, October 21, 10am-12pm

Instructor: Heather Bernt

Cost: \$20

Want to learn a new skill but there isn't a class on the schedule for that skill? Do you have a project on the needles that is causing you stress? Need a little help understanding a pattern? Did you take Beginning Knitting and just need a little more support? Come to the Help Session!



Timber Bay Hat

Tuesdays, October 24, 31; 7-9pm

Instructor: Amanda Gill

Knit this lovely, textured unisex hat is perfect to knit for yourself or to get a jump on holiday knitting.

Materials: Timber Bay hat pattern (available on Ravelry via in-shop purchase at River Knits), 220 yards worsted weight yarn (like Cascade 220), 16" circular needles in US 5 and US 7, double pointed needles (or an additional circular needle) in US7, stitch marker.

Cost: \$40

Help Session

Saturday, November 11, 10am-12pm

Instructor: Heather Bernt

Cost: \$20

Want to learn a new skill but there isn't a class on the schedule for that skill? Do you have a project on the needles that is causing you stress? Need a little help understanding a pattern? Did you take Beginning Knitting and just need a little more support? Come to the Help Session!



Finishing: Part 1

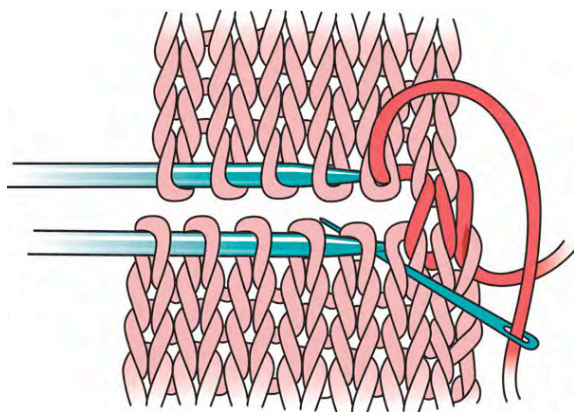
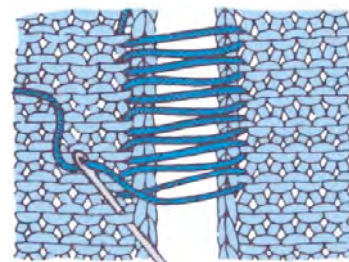
Tuesday, November 14; 7-9 pm

Learn a few basic finishing techniques. Weaving in ends, blocking, seaming stockinette and garter stitch (sides and shoulders).

Materials: one ball smooth, light colored, worsted weight wool yarn, appropriate sized knitting needles (for homework), sewing up needle

Homework: see homework sheet (you will receive this when you register for the class)

Cost: \$20



Finishing: Part 2

Tuesday, November 28; 7-9 pm

Learn a few more finishing techniques. Short row shoulder shaping, using three-needle bind off instead of seaming, kitchener stitch.

Materials: one ball smooth, light colored worsted weight wool yarn (if you take Finishing: Part 1, you may use the same ball of yarn), two sets of the appropriate sized knitting needles (for homework and in-class exercises), sewing up needle.

Homework: see homework sheet (you will receive this when you register for the class)

Cost: \$20

Beginning Knitting

Saturday, December 2, 10 am-12 pm

Instructor: Heather Bernt

Cost: \$20

It's time you learned to knit...or finally convinced that friend to learn to knit. ☺ This class is for anyone who has ever looked at something a friend, family or coworker has made and thought "I wish I could make stuff like that." In this class, you will learn to cast on, to bind off, the knit stitch and the purl stitch.



Materials: 1 skein bulky yarn (lighter colors are better, and wool is easier to learn with than acrylic), size 10 ½ needles



Holiday Knitting/UFO Voucher Class

Tuesdays, December 7, 12, 19; 7-9pm

Instructor: Amanda Gill

Need some dedicated time to work on finishing holiday knitting? Need some help with a project that's been languishing? We're here to help! Come to as many or as few sessions as you wish and take a break from the holiday madness. Join us for a few relaxing evenings with yarn and needles and no pressure!

Materials: Your projects.

Cost: \$20/session. Come to as many or as few as you wish.

Help Session

Saturday, December 9, 10am-12pm

Instructor: Heather Bernt

Cost: \$20

Want to learn a new skill but there isn't a class on the schedule for that skill? Do you have a project on the needles that is causing you stress? Need a little help understanding a pattern? Did you take Beginning Knitting and just need a little more support? Come to the Help Session!



WEAVING WORKSHOP

Join us for round 3 of our Weaving Workshop! Weaving Workshop allows you to bring in any rigid heddle weaving project you'd like help with, teaches one new skill/technique each month and offers on site support as you work.

\$20 per session. Sign up for one or all!

- September 23—Color and Weave Options
- October 21—Krokbragd
- November 18—Hemstitching
- December 16—Fringe Finishing Techniques

Ongoing Events

Charity Knitting – You're sure to have fun with the charity knitters! Bring something to work on for others and join the group! Aren't sure what to knit? The Wednesday group will give you lots of ideas! Every Wednesday from 12:00-2:00 at River Knits. Have lots of fun while working on a project to brighten someone's day!

See class info updates on the website: <http://www.riverknitsyarns.com/Classes/index.htm>

River Knits – 846 Main Street, Lafayette, IN 47901 – 765.742.5648 (KNIT)

Sign up for our e-newsletter by entering your email address in the sign up menu at www.riverknitsyarns.com